

Co-mapper



Sustainability Platform

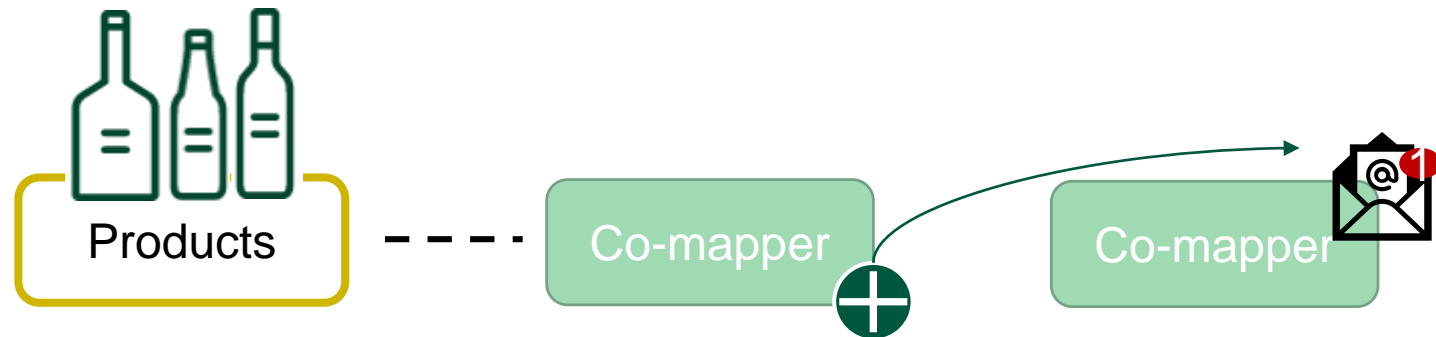
– a short introduction

How and why you were invited to the Sustainability Platform

- Systembolaget's importers are obligated to map the supply chain of all products they distribute to Systembolaget.
- When the importers are not familiar with the supply chain of a given product they are able to add an agent, producer or other entity as a "Co-mapper" to assist them in mapping the supply chain.
- Once you have been added as a Co-mapper for a supply chain of a product, the Sustainability Platform will send you an invitation by email from systembolaget@worldfavor.com
- To be able to start using the Sustainability Platform, please click on the "Log in" button in the email to create an account.
- Please note, if you are not authorized to provide the information asked on behalf of the company you represent please contact the Swedish importer that added you to the Sustainability Platform.

Systembolaget's importers' responsibilities

Map the supply chain of products delivered to Systembolaget



How to create your account and start using the Sustainability Platform



1. You receive an invitation from systembolaget@worldfavor.com

2. Set your password + login

3. Get started

Welcome!

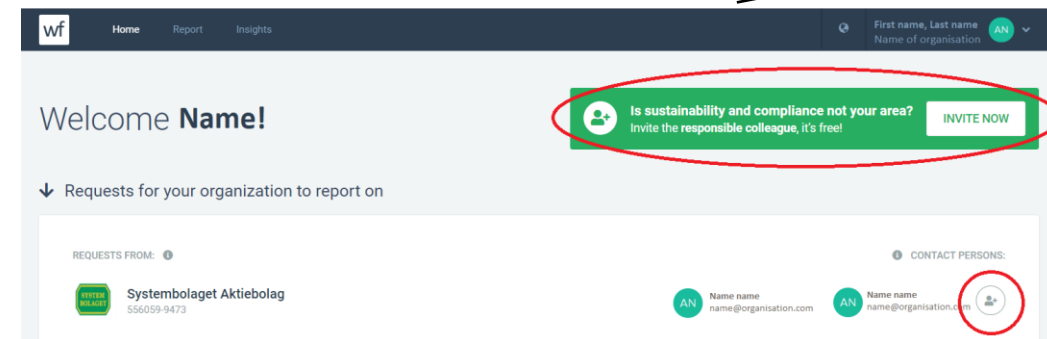
Log in

portal.worldfavor.com

Forgot how to reach the Sustainability Platform?

Need to involve other people from your organization?

Invite them directly in the Sustainability Platform up in the righthand corner



SYSTEM BOLAGET

The mapping process - products

- Once you are logged into the Sustainability Platform you will be able to see a list of which products you are asked to map the supply chain of.
- To start mapping a product just click on it in the list.
- When you have clicked on a product you will see the product's overview.
- By clicking on the grey button "EDIT VALUE CHAIN" you will be able to add entities to the product's supply chain.
- The Swedish importer that added you as a Co-mapper always have a shared view of the supply chain you create.

Systembolaget requested this at May 16, 2019, 01:39 PM

Product Mapping

We kindly ask you to map the supply chain of the specified product. Please be as detailed as possible.

The actors that Systembolaget currently has defined as compulsory to map are producers and sub-suppliers, but it is also possible to add information about bottling facility, brand owner and whether agricultural raw material is purchased on the spot market in order to get a full picture of your products' supply chain. If the product has sub-suppliers, the number of sub-suppliers stated must cover 2/3 of the volume of the product. If that means more than 10 sub-suppliers, please specify the 10 sub-suppliers that account for the largest volume.

When you have mapped the supply chain to the best of your ability, you will be asked to indicate if the chain is fully mapped, partially mapped, or not mapped at all. Regardless of your answer, you can go back and change/add information to the chain whenever you want.

Search for keywords...

Product	GTIN	Mapping status
Worldfavor White Wine	wf-33077505	Fully mapped
Worldfavor Single Malt Whisky	wf-55545407	Partially mapped
Worldfavor Red Wine	wf-58664748	Fully mapped
Worldfavor Lager Beer	wf-56054350	Fully mapped
Worldfavor IPA	wf-23395539	Partially mapped
Worldfavor Gold Rum	wf-67968680	Fully mapped

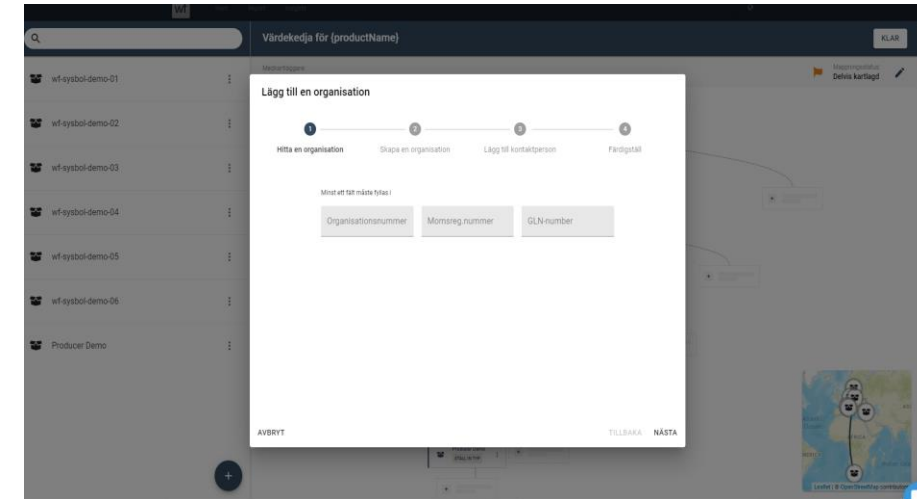
Value Chain

No organizations added for this product yet
Click the button to start adding organizations to the product's value chain

EDIT VALUE CHAIN

The mapping process – how to create a new entity

- This step explains how to add a new entity to an product's supply chain, the added entity becomes part of your network* in the Sustainability Platform.
- The first time you log in to the Sustainability Platform you will not have any entities (so-called organizations) in your network. As you add new entities to a supply chain, they will be saved in your network.
- To add a new entity in the supply chain you need the following information about that entity:
 1. Valid identification number (Primary GLN-number. One or more numbers can be used): GLN-number and/or VAT-number and/or company registration number
 2. Name of the company/organization and address
 3. Contact person (name and email address)
- It is very important that the added contact person is employed at the entity and have the knowledge and authority to share the requested information in the Sustainability Platform.
- Keep in mind that the person you specify as the contact person will be the one who receives the invitation by email from the Sustainability Platform, although this person can choose to add more users to their organization once logged in.



*Your network is created by you and consist of the entities you add to one of the product's supply chains in the Sustainability Platform.

The mapping process – how to add a new entity

- If the entity you want to add to the supply chain is already a part of Systembolaget's Sustainability Platform you will get an inquiry to choose from existing organizations.
- If the entity you want to add to the supply chain is not part of the Sustainability Platform yet you will have to go through the steps to create a new entity.

Not set

Add an organization

1 ————— 2 ————— 3 ————— 4

Find an organization Create an organization Add contact person Finish

At least one field must be filled in

Registration number VAT number GLN number

111111

Choose from existing organizations

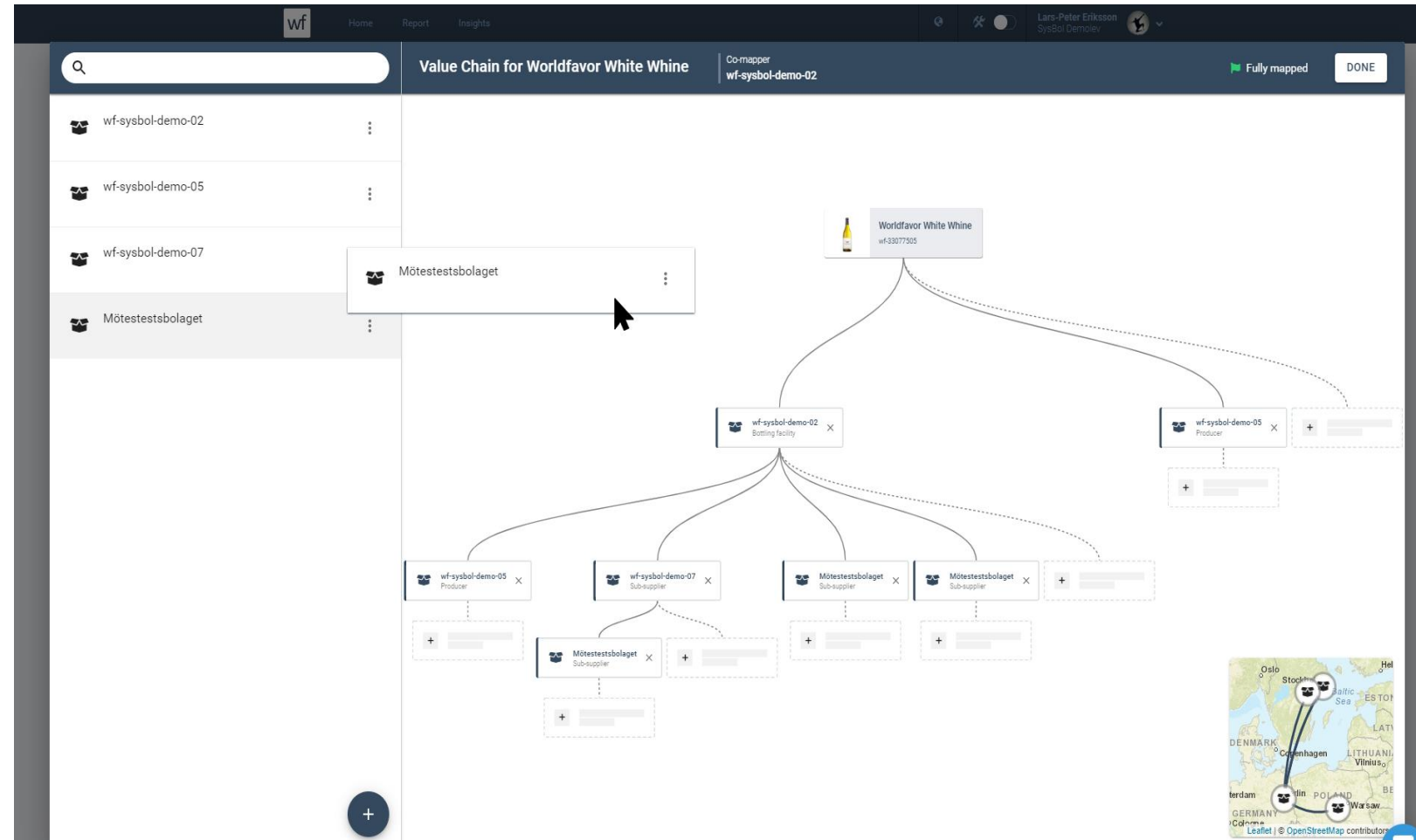
If you would like to create a new organization, please type a different Registration/VAT/GLN number

● Test CHOOSE

CANCEL BACK NEXT

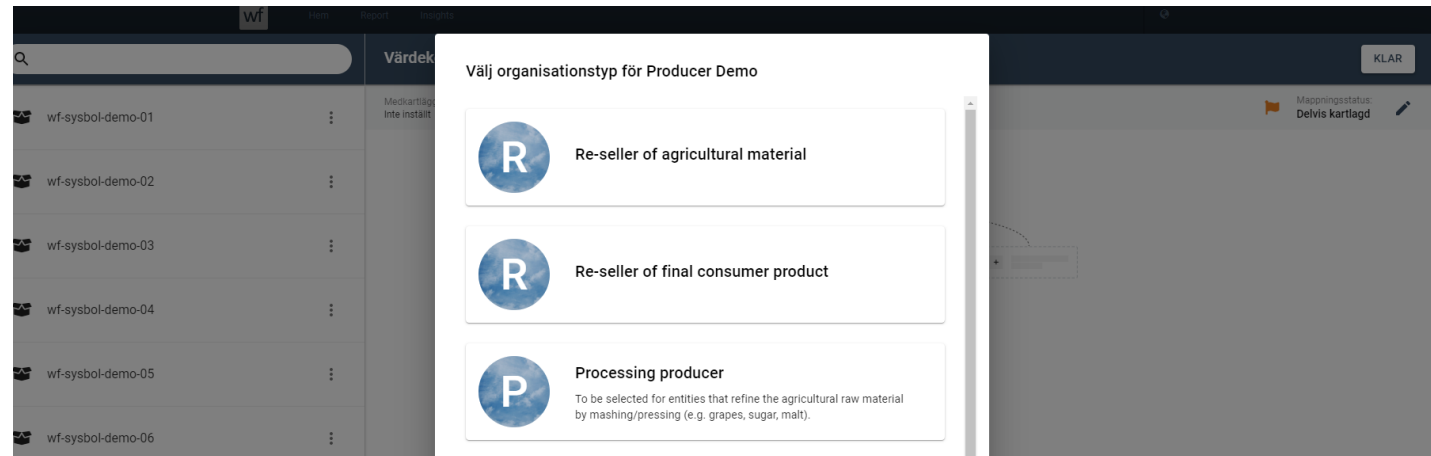
Example of the supply chain on the Sustainability Platform

- As you add entities linked to a product, a list is created in the left column.
- When you have added entities it is possible to create the chain in the middle of the page. You do this by adding a node and then drag and drop an entity from your list.
- It is required to specify the actual producers and growers that accounts for at least 2/3 of the produced volume of given product in the mapping. If this implies more than ten (10) entities, then please specify the ten (10) entities that account for the largest volume.



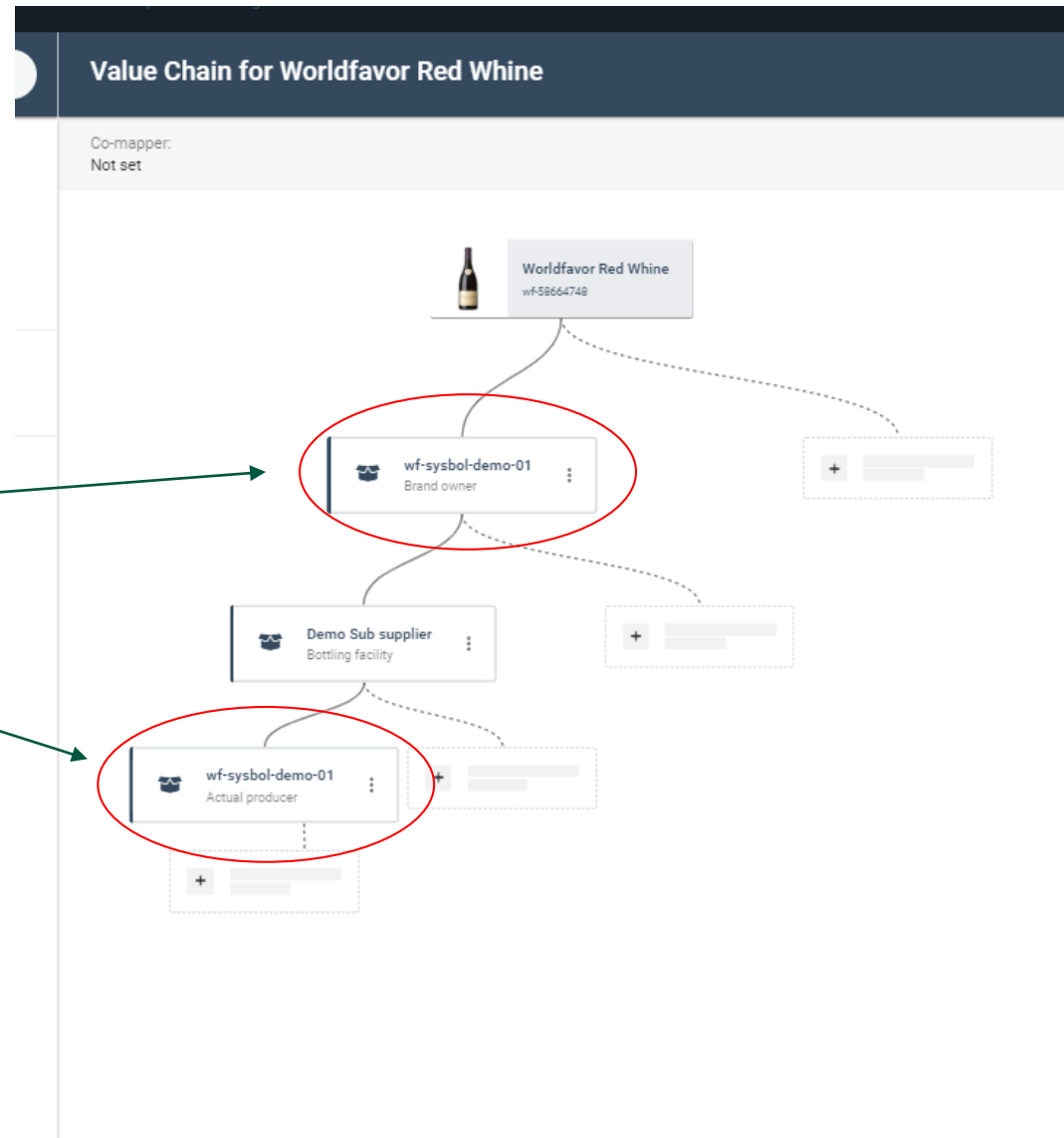
The mapping process – assigning a role to the entity

- When you drag and drop an entity into the chain, you will be asked to assign the entity with a type of organization. The organization type indicates what role the entity has in the product's supply chain.
- The different types of organizations that can be selected are predefined in the Sustainability Platform. Please see next slide for available organizations and definitions.
- The entities that are mandatory to map, are actual producers and growers.
- One entity can be one or several types of organizations in a supply chain. As an example a producer can also be a/the grower, in that case **both** types should be assigned to the entity.



The mapping process – assigning a role to the entity

- In the example to the right the entity "wf-sysbol-demo-01" is both a Brand owner and a Actual producer for the specified products' supply chain.
- In this exemple the entity "wf-sysbol-demo-01" should be added two times to the supply chain on different places and should be assigned the different roles.






Definition of different types of entities in the supply chain

Entity	Definition
Brand owner	To be selected for entities that owns the right to the trademark.
Re-seller of final consumer product	To be selected for entities that are re-sellers of final consumer product.
Bottling facility	To be selected for entities that filled/bottled the product in its' consumer packaging (e.g. bottle, can, BiB, tetra, SUP).
Actual producer	To be selected for entities that refine the processed material (e.g. winery, distillery or brewery) to finished beverage.
Processing producer	To be selected for entities that refine the agricultural raw material by mashing/pressing (e.g. grapes, sugar, malt).
Re-seller of agricultural material	To be selected for entities that are re-sellers of agricultural material.
Grower	To be selected for entities that are grower of agricultural raw material.

The mapping process – status indicator

- When you, together with the Swedish importer, have mapped the supply chain to the best of your ability, you indicate your assessment of whether the chain is fully mapped, partially mapped, or not mapped. Whatever you specify, you can go back and change/add information to the chain whenever you want.
- This feature is there to help you keep track of how far you have come in the mapping process.
- Systembolaget will do a follow up on the supply chain mapping at a given time regardless of the indication you have stated.

How far is the value chain mapped?

	Not mapped There is not enough information to provide
	Partially mapped You are still in the gathering process or the supply chain is not
	Fully mapped ✓ All the parties are listed and mapped in the supply chain

CANCEL SAVE



Now it is time to get started in the Sustainability Platform!



If you have any technical questions please use the chat on the bottom right corner, once you are logged in on the Sustainability Platform.



For questions about the process or content please contact the company that has requested the information in the Sustainability Platform, apart from Systembolaget.